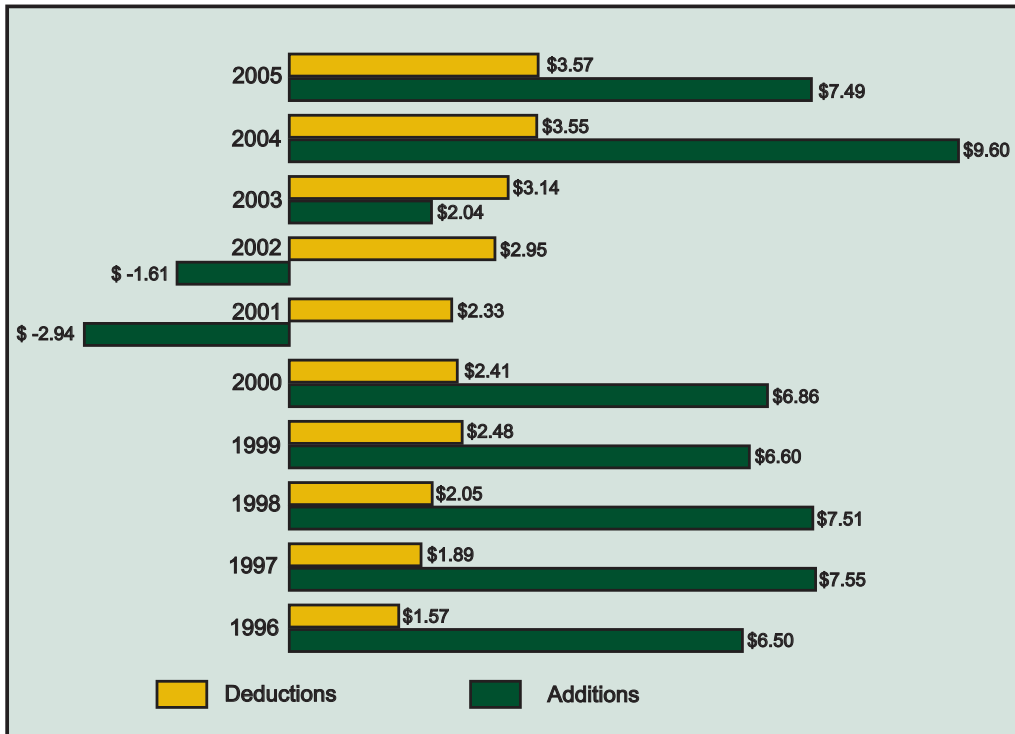


Public School Employees' Retirement System

Statistical

Section

Changes in Plan Net Assets - 2005 Additions vs. Deductions - 10 Year Trend (Dollar Amounts in Billions)

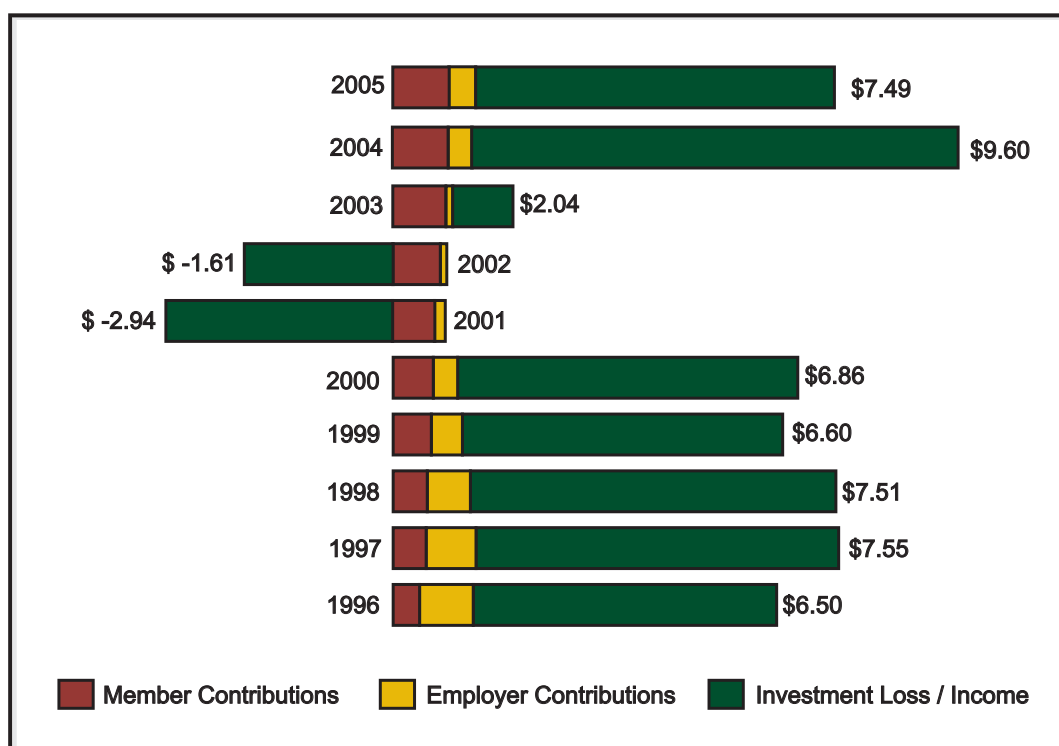


Additions to Plan Net Assets 10 Year Trend

(Dollar Amounts in Thousands)

Fiscal Year	Members Contributions	Employers and Commonwealth Contributions		Net Investment Income / (Loss)	Total Additions
		Dollar Amount	Percentage of Covered Payroll		
2005	\$ 955,509	\$ 457,808	4.23 %	\$ 6,081,497	\$ 7,494,814
2004	944,422	406,722	3.77	8,244,604	9,595,748
2003	897,307	116,456	1.15	1,022,467	2,036,230
2002	805,567	109,450	1.09	(2,523,025)	(1,608,008)
2001	721,725	185,716	1.94	(3,843,713)	(2,936,272)
2000	680,040	412,783	4.61	5,765,133	6,857,956
1999	646,507	526,960	6.04	5,428,659	6,602,126
1998	578,322	731,131	8.76	6,195,893	7,505,346
1997	559,070	844,599	10.60	6,147,462	7,551,131
1996	447,855	909,031	11.72	5,143,223	6,500,109

(Dollar Amounts in Billions)



Deductions from Plan Net Assets

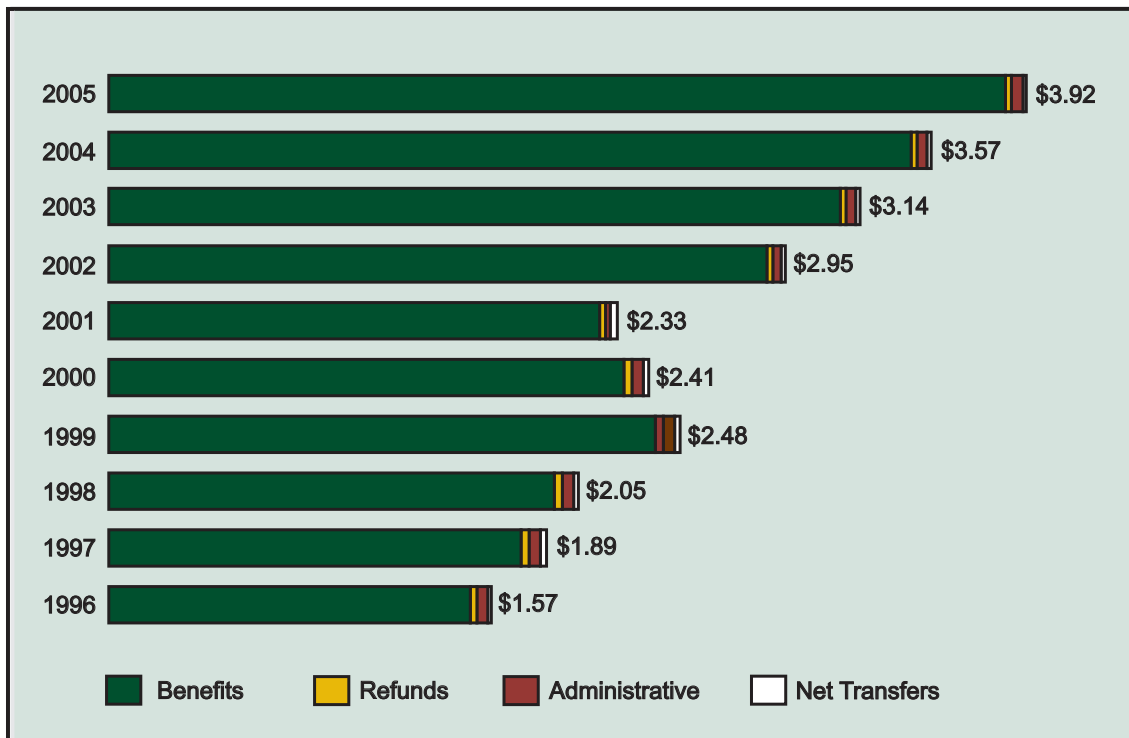
10 Year Trend

(Dollar Amounts in Thousands)

Fiscal Year	Benefits	Lump-Sum and Installment	Refunds	Administrative	Net Transfers*	Total Deductions
2005	\$ 3,158,661	\$ 692,089	\$ 16,233	\$ 42,645	\$ 10,859	\$ 3,920,487
2004	2,906,344	559,939	14,767	49,202	16,315	3,546,567
2003	2,591,130	485,495	13,943	42,278	12,116	3,144,962
2002	2,293,687	595,184	14,858	35,373	9,434	2,948,536
2001	2,087,868	176,228	22,369	34,854	10,867	2,332,186
2000	2,048,792	306,329	22,446	29,333	4,710	2,411,610
1999	1,834,494	591,532	20,110	27,786	10,247	2,484,169
1998	1,611,137	376,575	20,503	29,947	7,094	2,045,256
1997	1,445,515	384,234	17,296	26,940	12,074	1,886,059
1996	1,274,235	258,298	14,124	22,643	1,630	1,570,930

* Net transfers to the Commonwealth of Pennsylvania, State Employees' Retirement System.

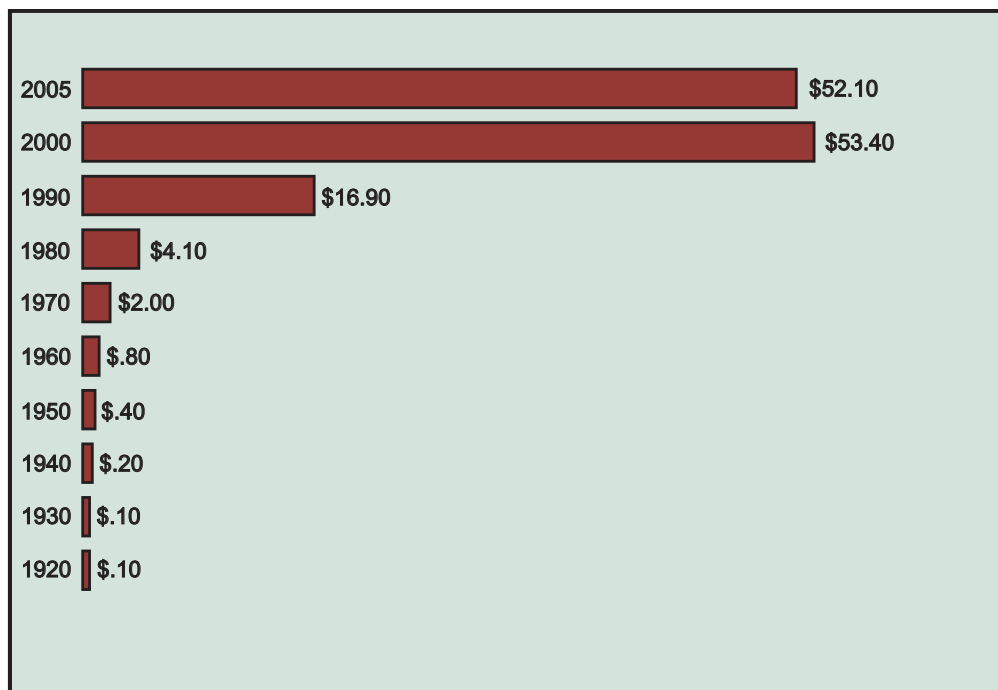
(Dollar Amounts in Billions)



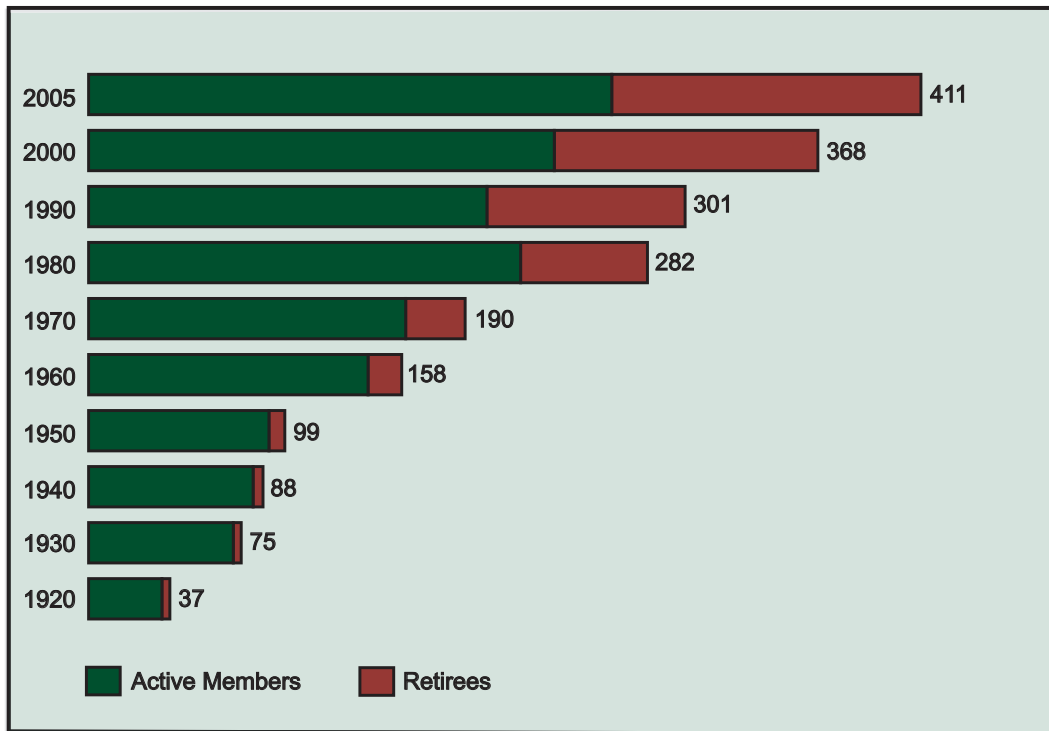
Total Net Assets 10 Year Trend (Fair Value - Amounts in Billions)



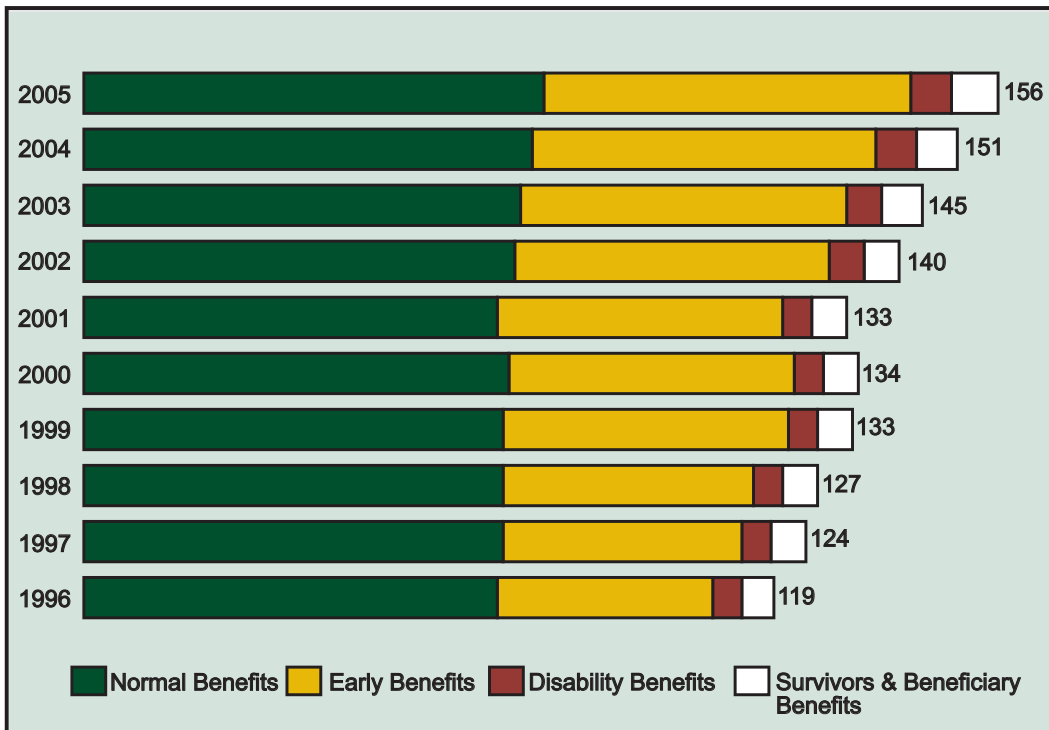
Total Net Assets - 1920 to June 30, 2005 (Fair Value - Amounts in Billions)



Total Membership - Active & Retired (In Thousands)



Retired Members - 10 Year Trend (In Thousands)



Components of Total Contribution Rate (In Percentages)

Employer Year	Employer Payroll	Member Contribution (Average)	Employer Contribution					Grand Total Contribution Rate
			Normal Requirement (A)	(Funded) / Unfunded Accrued Liability (B)	Preliminary Employer Pension Rate	Heath Insurance Premium Assistance Contribution (C)	Total Employer Rate	
2005-2006	11,505,093	7.16	7.61	(4.28)	4.00	.69	4.69	11.85
2004-2005	11,062,589	7.12	7.48	(7.10)	4.00	.23	4.23	11.35
2003-2004	10,030,705	7.08	7.25	(4.27)	2.98	.79	3.77	10.85
2002-2003	9,652,881	7.10	7.20	(10.03)	1.00	.97	1.15	8.25
2001-2002	9,378,944	6.43	5.63	(6.05)	(0.42)	1.09	1.09	6.89
2000-2001	9,414,884	5.77	6.29	(4.65)	1.64	.30	1.94	7.71
1999-2000	8,939,598	5.72	6.40	(2.04)	4.36	.25	4.61	10.33
1998-1999	8,247,602	5.69	6.33	(0.44)	5.89	.15	6.04	11.73
1997-1998	8,091,481	5.65	6.44	2.17	8.61	.15	8.76	14.41
1996-1997	7,745,001	5.62	6.44	3.56	10.00	.60	10.60	16.22
1995-1996	7,616,585	5.59	6.43	4.67	11.10	.62	11.72	17.31
1994-1995	7,378,342	5.55	6.43	4.18	10.61	.45	11.06	16.61
1993-1994	6,885,337	5.51	7.34	5.58	12.92	.25	13.17	18.68
1992-1993	6,348,565	5.48	7.90	5.84	13.74	.50	14.24	19.72
1991-1992	6,098,222	5.46	8.00	6.40	14.40	.50	14.90	20.36
1990-1991	5,744,798	5.69	8.28	10.90	19.18		19.18	24.87
1989-1990	5,363,535	5.53	8.44	11.24	19.68		19.68	25.21
1988-1989	5,055,793	5.37	8.63	10.64	19.27		19.27	24.64
1987-1988	4,586,367	5.34	8.72	10.82	19.54		19.54	24.88
1986-1987	4,415,102	5.29	9.13	10.77	19.90		19.90	25.19
1985-1986	4,066,471	5.27	9.16	10.88	20.04		20.04	25.31

The total contribution rate is the total of the employer and member rates actuarially required for the funding of PSERS' pension and postemployment health insurance premium assistance benefits.

The total employer rate is comprised of a normal requirement, an accrued liability requirement and a postemployment healthcare insurance premium assistance requirement.

- (A) The normal requirement portion is the percentage of compensation necessary to fund any prospective pension benefits payable to the member.
- (B) The total funded / unfunded accrued liability portion is the percentage of compensation necessary to fund past pension benefit enhancements, cost-of-living adjustments and other actuarial gains and losses.
- (C) The postemployment healthcare insurance premium assistance portion is the percentage of compensation necessary to fund the postemployment health insurance premium assistance program established under the provisions of Act 23 - 1991.

Schedule of Retired Members by Type of Benefit

Year	Retirement Type**	Option M*		Option 1*		Option 2, 3*	
		Number of Retirees	Average Mo. Benefit	Number of Retirees	Average Mo. Benefit	Number of Retirees	Average Mo. Benefit
2005	S	49,508	\$1,737	10,385	\$1,420	18,206	\$1,965
	W	42,096	1,611	9,754	1,187	10,492	1,778
	D	5,455	1,198	9	656	1,450	1,539
	R	1	5	0	1,772.0	0	0
	B	405	908	1	1,072	6,646	690
		97,465		20,149		36,794	
2004	S	49,424	\$1,648	9,706	\$1,312	17,321	\$1,842
	W	40,944	1,556	8,582	1,073	9,551	1,669
	D	5,327	1,154	9	656	1,304	1,508
	R	1	5	0	0	0	0
	B	324	899	2	1,072	6,502	648
		96,020		18,299		34,678	
2003	S	49,231	\$1,560	8,999	\$1,186	16,408	\$1,725
	W	39,707	1,494	7,541	964	8,696	1,569
	D	5,170	1,105	9	656	1,156	1,459
	R	1	5	0	0	0	0
	B	258	881	11	542	6,348	614
		94,367		16,560		32,608	
2002	S	49,368	\$1,431	8,422	\$1,064	15,695	\$1,572
	W	38,679	1,389	6,696	820	7,948	1,415
	D	5,049	1,017	11	700	1,015	1,305
	R	1	5	0	0	0	0
	B	232	814	11	557	6,206	586
		93,329		15,140		30,864	
2001	S	47,982	\$1,241	7,681	\$857	14,453	\$1,334
	W	36,628	1,287	5,656	653	7,051	1,275
	D	4,864	909	13	567	895	1,167
	R	1	4	0	0	0	0
	B	175	790	7	426	6,029	562
		89,650		13,357		28,428	
2000	S	49,367	\$1,225	7,923	\$860	14,768	\$1,326
	W	36,620	1,288	5,623	660	7,063	1,281
	D	4,740	886	14	545	847	1,141
	R	1	4	0	0	0	0
	B	144	762	3	435	5,879	544
		90,872		13,563		28,557	
1999	S	49,255	\$1,183	8,046	\$ 855	14,641	\$1,309
	W	36,002	1,281	5,514	670	6,958	1,278
	D	4,587	854	14	545	782	1,105
	R	1	4	0	0	0	0
	B	120	754	1	1,160	5,655	519
		89,965		13,575		28,036	
1998	S	49,081	\$1,151	8,134	\$ 858	14,558	\$1,293
	W	31,568	1,131	5,253	636	6,300	1,209
	D	4,439	828	15	541	724	1,074
	R	1	4	0	0	0	0
	B	84	792	1	1,160	5,421	493
		85,173		13,403		27,003	
1997	S	48,869	\$1,011	8,185	\$ 773	14,406	\$1,162
	W	29,931	1,025	5,115	585	6,050	1,106
	D	4,334	733	16	439	694	974
	R	1	4	0	0	0	0
	B	54	766	1	1,160	5,275	475
		83,189		13,317		26,425	
1996	S	48,592	\$977	8,210	\$769	14,198	\$1,135
	W	26,443	871	4,880	552	5,386	1,001
	D	4,198	702	18	465	628	907
	R	1	4	0	0	0	0
	B	34	812	0	0	5,040	455
		79,268		13,108		25,252	

*** OPTIONS:**

- M - Maximum Option - Highest monthly allowance with guarantee of accumulated deductions only
- 1 - Option 1 - Maximum allowance reduced for Death Benefit protection
- 2, 3 - Option 2 & 3 - Joint and survivor annuities
- SO - Special Option - Plan approved by actuary
- BO - Beneficiary options - Life, 5 and 10 year certain annuity plans

Schedule of Retired Members by Type of Benefit (Continued)

Year	Retirement Type**	Option SO*		Option BO*		Total Retirees	% Increase of Retirees
		Number of Retirees	Average Mo. Benefit	Number of Retirees	Average Mo. Benefit		
2005	S	740	\$3,306	0	\$ 0	78,839	2.2%
	W	355	2,710	0	0	62,697	5.6%
	D	8	1,513	0	0	6,922	4.1%
	R	0	0	0	0	1	0.0%
	B	157	804	526	657	7,735	3.3%
		1,260		526		156,194	3.7%
2004	S	675	\$3,135	0	\$ 0	77,126	2.5%
	W	313	2,622	0	0	59,390	5.7%
	D	7	1,482	0	0	6,647	4.9%
	R	0	0	0	0	1	0.0%
	B	144	694	514	622	7,486	3.2%
		1,139		514		150,650	3.9%
2003	S	613	\$2,984	0	\$ 0	75,261	1.6%
	W	266	2,494	1	336	56,210	5.0%
	D	3	2,211	0	0	6,338	4.3%
	R	0	0	0	0	1	0.0%
	B	146	637	489	517	7,252	2.6%
		1,028		490		145,062	6.0%
2002	S	562	\$2,727	0	\$ 0	74,047	4.9%
	W	235	2,312	0	0	53,558	8.1%
	D	3	2,099	0	0	6,078	5.3%
	R	0	0	0	0	1	0.0%
	B	148	559	475	553	7,072	3.5%
		948		475		140,756	6.0%
2001	S	473	\$2,412	0	\$ 0	70,589	-2.7%
	W	202	2,186	1	336	49,538	0.1%
	D	2	2,151	0	0	5,774	3.1%
	R	0	0	0	0	1	0.0%
	B	149	513	476	517	6,836	2.6%
		826		477		132,738	-1.2%
2000	S	480	\$2,389	0	\$ 0	72,538	0.2%
	W	207	2,180	1	336	49,514	1.7%
	D	2	2,151	0	0	5,603	4.1%
	R	0	0	0	0	1	0.0%
	B	146	481	488	500	6,660	3.8%
		835		489		134,316	1.1%
1999	S	444	\$2,379	0	\$ 0	72,386	0.3%
	W	207	2,167	0	0	48,681	12.5%
	D	1	1,109	0	0	5,384	4.0%
	R	0	0	0	0	1	0.0%
	B	142	427	496	475	6,414	4.5%
		794		496		132,866	4.8%
1998	S	433	\$2,365	0	\$ 0	72,206	0.5%
	W	163	2,063	0	0	43,284	4.9%
	D	0	0	0	0	5,178	2.7%
	R	0	0	0	0	1	0.0%
	B	146	392	487	426	6,139	2.7%
		742		487		126,808	2.2%
1997	S	392	\$2,125	0	\$ 0	71,852	0.7%
	W	149	1,979	0	0	41,245	12.1%
	D	0	0	0	0	5,044	4.1%
	R	0	0	0	0	1	0.0%
	B	153	329	495	419	5,978	4.7%
		694		495		124,120	4.6%
1996	S	356	\$2,046	0	\$ 0	71,356	0.2%
	W	102	1,851	0	0	36,811	6.2%
	D	0	0	0	0	4,844	3.7%
	R	0	0	0	0	1	-50.0%
	B	149	302	485	400	5,708	4.9%
		607		485		118,720	2.4%

** RETIREMENT TYPE:
 S - Superannuation or Normal Retirement
 W - Withdrawal or Early Retirement
 D - Disability Benefit
 R - Refund Annuity
 B - Beneficiaries Receiving Annuities

Schedule of Employers School Districts

A-----
 Abington
 Abington Heights
 Albert Gallatin
 Aliquippa
 Allegheny-Clarion Valley
 Allegheny Valley
 Allentown City
 Altoona Area
 Ambridge Area
 Annville-Cleona
 Antietam
 Apollo-Ridge
 Armstrong
 Athens Area
 Austin Area
 Avella Area
 Avon Grove
 Avonworth

B-----
 Bald Eagle Area
 Baldwin-Whitehall
 Bangor Area
 Beaver Area
 Bedford Area
 Belle Vernon Area
 Bellefonte Area
 Bellwood-Antis
 Bensalem Township
 Benton Area
 Bentworth
 Berlin Brothers Valley
 Bermudian Springs
 Berwick Area
 Bethel Park
 Bethlehem Area
 Bethlehem-Center
 Big Beaver Falls Area
 Big Spring
 Blackhawk
 Blacklick Valley
 Blairsville-Saltsburg
 Bloomsburg Area
 Blue Mountain
 Blue Ridge
 Boyertown Area
 Bradford Area
 Brandywine Heights Area
 Brentwood Boro
 Bristol Boro
 Bristol Township
 Brockway Area
 Brookville Area
 Brownsville Area
 Burgettstown Area

Burrell
 Butler Area

C-----
 California Area
 Cambria Heights
 Cameron County
 Camp Hill
 Cannon-McMillan
 Canton Area
 Carbondale Area
 Carlisle Area
 Carlynton
 Carmichaels Area
 Catasauqua
 Centennial
 Center Area
 Central Bucks
 Central Cambria
 Central Columbia
 Central Dauphin
 Central Fulton
 Central Greene
 Central York
 Chambersburg Area
 Charleroi Area
 Chartiers-Houston
 Chartiers Valley
 Cheltenham Township
 Chester-Upland
 Chestnut Ridge
 Chichester
 Clairton
 Clarion Area
 Clarion-Limestone Area
 Claysburg-Kimmel
 Clearfield Area
 Coatesville Area
 Cocalico
 Colonial
 Columbia Boro
 Commodore Perry
 Conemaugh Township Area
 Conemaugh Valley
 Conestoga Valley
 Conewago Valley
 Conneaut
 Connellsville Area
 Conrad Weiser Area
 Cornell
 Cornwall-Lebanon
 Corry Area
 Coudersport Area
 Council Rock
 Cranberry Area
 Crawford Central
 Crestwood
 Cumberland Valley

Curwensville Area

D-----
 Dallas
 Dallastown Area
 Daniel Boone Area
 Danville Area
 Deer Lakes
 Delaware Valley
 Derry Area
 Derry Township
 Donegal
 Dover Area
 Downingtown Area
 DuBois Area
 Dunmore
 Duquesne City

E-----
 East Allegheny
 East Lycoming
 East Penn
 East Pennsboro Area
 East Stroudsburg
 Eastern Lancaster County
 Eastern Lebanon County
 Eastern York
 Easton Area
 Elizabeth Forward
 Elizabethtown Area
 Elk Lake
 Ellwood City Area
 Ephrata Area
 Erie City
 Everett Area
 Exeter Township

F-----
 Fairfield Area
 Fairview
 Fannett-Metal
 Farrell Area
 Ferndale Area
 Fleetwood Area
 Forbes Road
 Forest Area
 Forest City Regional
 Forest Hills
 Fort Cherry
 Fort Le Boeuf
 Fox Chapel Area
 Franklin Area
 Franklin Regional
 Frazier
 Freedom Area
 Freeport Area

Schedule of Employers (Continued)

G

Galeton Area
Garnet Valley
Gateway
General McLane
Gettysburg Area
Girard
Glendale
Governor Mifflin
Great Valley
Greater Johnstown
Greater Latrobe
Greater Nanticoke Area
Greencastle-Antrim
Greensburg Salem
Greenville Area
Greenwood
Grove City Area

H

Halifax Area
Hamburg Area
Hampton Township
Hanover Area
Hanover Public
Harbor Creek
Harmony
Harrisburg City
Hatboro-Horsham
Haverford Township
Hazleton Area
Hempfield
Hempfield Area
Hermitage
Highlands
Hollidaysburg Area
Homer Center
Hopewell Area
Huntingdon Area

I

Indiana Area
Interboro
Iroquois

J

Jamestown Area
Jeannette City
Jefferson-Morgan
Jenkintown
Jersey Shore Area
Jim Thorpe Area
Johnsonburg Area
Juniata County
Juniata Valley

K

Kane Area
Karns City Area
Kennett Consolidated
Keystone
Keystone Central
Keystone Oaks
Kiski Area
Kutztown Area

L

Lackawanna Trail
Lake Lehman
Lakeland
Lakeview
Lampeter-Strasburg
Lancaster City
Laurel
Laurel Highlands
Lebanon
Leechburg Area
Lehigh Area
Lewisburg Area
Ligonier Valley
Line Mountain
Littlestown
Lower Dauphin
Lower Merion
Lower Moreland
Loyalsock Township

M

Mahanoy Area
Manheim Central
Manheim Township
Marion Center Area
Marple Newtown
Mars Area
McGuffey
McKeesport Area
Mechanicsburg Area
Mercer Area
Methacton
Meyersdale Area
Mid Valley
Mid-West
Middletown Area
Midland Boro
Mifflin County
Mifflinburg Area
Millcreek Township
Millersburg Area
Millville Area
Milton Area
Minersville Area
Mohawk Area
Monaca

Monessen
Moniteau
Montgomery Area
Montour
Montoursville Area
Montrose Area
Moon Area
Morrisville Boro
Moshannon Valley
Mount Carmel Area
Mount Lebanon
Mount Pleasant Area
Mount Union Area
Mountain View
Muhlenberg
Muncy

N

Nazareth Area
Neshaminy
Neshannock Township
New Brighton Area
New Castle Area
New Hope-Solebury
New Kensington-Arnold
Newport
Norristown Area
North Allegheny
North Clarion County
North East
North Hills
North Penn
North Pocono
North Schuylkill
North Star
Northampton Area
Northeast Bradford
Northeastern York County
Northern Bedford County
Northern Cambria
Northern Lebanon
Northern Lehigh
Northern Potter
Northern Tioga
Northern York County
Northgate
Northwest Area
Northwestern
Northwestern Lehigh
Norwin

O

Octorara Area
Oil City Area
Old Forge
Oley Valley

Schedule of Employers (Continued)

Oswayo Valley
Otto Eldred
Owen J. Roberts
Oxford Area

Ringgold
Riverside
Riverside Beaver County
Riverview
Rochester Area
Rockwood Area
Rose Tree Media

Steel Valley
Steelton-Highspire
Sto-Rox
Stroudsburg Area
Sullivan County
Susquehanna Community
Susquehanna Township
Susquenita

P

Palisades
Palmerton Area
Palmyra Area
Panther Valley
Parkland
Pen Argyl Area
Penn Cambria
Penn Crest
Penn Delco
Penn Hills
Penn Manor
Penn Trafford
Pennridge
Penns Manor
Penns Valley Area
Pennsbury
Pequea Valley
Perkiomen Valley
Peters Township
Philadelphia
Philipsburg-Osceola
Phoenixville Area
Pine Grove Area
Pine-Richland
Pittsburgh
Pittston Area
Pleasant Valley
Plum Boro
Pocono Mountain
Port Allegany
Portage Area
Pottsgrove
Pottstown
Pottsville Area
Punxsutawney Area
Purchase Line

S

Saint Clair Area
Saint Marys Area
Salisbury-Elk Lick
Salisbury Township
Saucon Valley
Sayre Area
Schuylkill Haven Area
Schuylkill Valley
Scranton City
Selinsgrove Area
Seneca Valley
Shade-Central City
Shaler Area
Shamokin Area
Shanksville-Stonycreek
Sharon City
Sharpsville Area
Shenandoah Valley
Shenango Area
Shikellamy
Shippensburg Area
Slippery Rock Area
Smethport Area
Solanco
Somerset Area
Souderton Area
South Allegheny
South Butler County
South Eastern
South Fayette Township
South Middleton
South Park
South Side Area
South Western
South Williamsport Area
Southeast Delco
Southeastern Greene
Southern Columbia Area
Southern Fulton
Southern Huntingdon
Southern Lehigh
Southern Tioga
Southern York County
Southmoreland
Spring Cove
Spring-Ford Area
Spring Grove Area
Springfield
Springfield Township
State College Area

T

Tamaqua Area
Titusville Area
Towanda Area
Tredyffrin-Easttown
Tri-Valley
Trinity Area
Troy Area
Tulpehocken Area
Tunkhannock Area
Turkeyfoot Valley
Tuscarora
Tussey Mountain
Twin Valley
Tyrone Area

U

Union
Union Area
Union City Area
Uniontown Area
Unionville-Chadds Ford
United
Upper Adams
Upper Darby
Upper Dauphin Area
Upper Dublin
Upper Merion Area
Upper Moreland
Upper Perkiomen
Upper Saint Clair

Q

Quaker Valley
Quakertown Community

R

Radnor Township
Reading
Red Lion Area
Redbank Valley
Reynolds
Richland
Ridgway Area
Ridley

V

Valley Grove
Valley View

W

Wallenpaupack Area
Wallingford Swarthmore
Warren County
Warrior Run
Warwick
Washington
Wattsburg Area
Wayne Highlands

Schedule of Employers (Continued)

Waynesboro Area	Western Beaver County	Windber Area
Weatherly Area	Western Wayne	Wissahickon
Wellsboro Area	Westmont Hilltop	Woodland Hills
West Allegheny	Whitehall-Coplay	Wyalusing Area
West Branch Area	Wilkes-Barre Area	Wyoming Area
West Chester Area	Wilkesburg	Wyoming Valley West
West Greene	William Penn	Wyomissing Area
West Jefferson Hills	Williams Valley	
West Middlesex Area	Williamsburg Community	Y -----
West Mifflin Area	Williamsport Area	York
West Perry	Wilmington Area	York Suburban
West Shore	Wilson	Yough
West York Area	Wilson Area	

Area Vocational Technical Schools

A. W. Beattie Career Center	Eastern Westmoreland CTC	Mon Valley CTC
Admiral Peary AVTS	Erie County Technical School	Monroe County AVTS
Beaver County AVTS	Fayette County AVTS	Northern Tier Career Center
Bedford County Technical Center	Forbes Road Career and Technology Center	North Fayette County AVTS
Berks Career and Technical Center	Franklin County CTC	North Montco Technical Career Center
Bethlehem AVTS	Fulton County AVTS	North Westmoreland County AVTS
Bucks County AVTS	Greater Altoona CTC	Northumberland County AVTS
Butler County AVTS	Greater Johnstown AVTS	Parkway West AVTS
Carbon County AVTS	Greene County AVTS	Reading-Muhlenberg AVTS
Career Institute of Technology	Huntingdon County CTC	Schuylkill County AVTS
Central Montgomery County CTS	Indiana County Technology Center	Somerset County Technology Center
Central Westmoreland CTC	Jefferson County-DuBois AVTS	Steel Center AVTS
Central PA Institute for Science and Technology	Juniata - Mifflin County AVTS	SUN Area CTC
Clarion County Career Center	Lancaster County CTC	Susquehanna County CTC
Clearfield County CTC	Lawrence County AVTS	Upper Bucks County AVTS
Columbia-Montour AVTS	Lebanon County AVTS	Venango Technology Center
Crawford County AVTS	Lehigh Career and Technical Institute	West Side AVTS
CTC of Lackawanna County	LENAPE AVTS	Western Area CTC
Cumberland-Perry AVTS	Lycoming County Career Consortium	Western Center for Technical Studies
Dauphin County Technical School	Mercer County AVTS	Wilkes-Barre AVTS
Delaware County AVTS	Middle Bucks Institute of Technology	York County AVTS
Eastern Center for Arts and Technology		

Intermediate Units

Allegheny #3	Chester County #24	Pittsburgh Mt. Oliver #2
Appalachia #8	Colonial Northampton #20	Riverview #6
Arin #28	Delaware County #25	Schuylkill #29
Beaver Valley #27	Intermediate Unit #1	Seneca Highlands #9
Berks County #14	Lancaster Lebanon #13	Tuscarora #11
Blast #17	Lincoln #12	Westmoreland #7
Bucks County #22	Luzerne #18	
Capital Area #15	Midwestern #4	
Carbon Lehigh #21	Montgomery County #23	
Central #10	Northeastern Education #19	
Central Susquehanna #16	Northwest Tri County #5	

Schedule of Employers (Continued)

Colleges / Universities

State System of Higher Education

Bloomsburg University
California University
Cheyney University
Clarion University
East Stroudsburg University
Education Resource
Edinboro University
Indiana University
Kutztown University
Lock Haven University
Mansfield University
Millersville University
Shippensburg University
Slippery Rock University
West Chester University

Bucks County Community College
Butler County Community College
Community College of Allegheny County
Community College of Beaver County
Community College of Delaware County
Community College of Philadelphia
Harrisburg Area Community College
Lehigh Carbon Community College
Luzerne County Community College
Montgomery County Community College
Northampton County Area Community College
Pennsylvania College of Technology
Pennsylvania State University
Reading Area Community College
Westmoreland County Community College

Other

Berks County Earned Income Tax Bureau
Department of Corrections - Commonwealth of Pennsylvania
Department of Education - Commonwealth of Pennsylvania
Lancaster County Academy
Overbrook School for the Blind
Pennsylvania School Boards Association

Pennsylvania School for the Deaf
Scotland School for Veterans Children
Thaddeus Stevens School of Technology
Washington County Alternative School
Western Pennsylvania School for the Blind
Western Pennsylvania School for the Deaf
York County High

Charter Schools (C.S.)

21st Century Cyber C.S.
Achievement House C.S.
Ad Prima C.S.
Alliance for Progress C.S.
Architecture & Design C.S.
Avon Grove C.S.
Bear Creek Community C.S.
Belmont C.S.
Bucks County Montessori C.S.
Career Connections C.S.
Center for Student Learning C.S. at Pennsbury
Central PA Digital Learning Foundation C.S.
Centre Learning Community C.S.
Chester County Family Academy C.S.
Christopher Columbus C.S.
City Charter High School
Collegium C.S.
Commonwealth Connections Academy C.S.
Crispus Attucks Youthbuild C.S.
Delaware Valley C.S.
Discovery C. S.
Erin Dudley Forbes C.S.
Eugenio Maria de Hostos Community Bilingual C.S.
Family C.S.
Fell C.S.

First Philadelphia C.S. for Literacy
Franklin Towne C.S.
Freire C.S.
GECAC Community C.S.
Germantown Settlement C.S.
Graystone Academy C.S.
Green Woods C.S.
Hope C.S.
Imani Education Circle C.S.
IMHOTEP Institute C.S.
Independence C.S.
Infinity C.S.
Keystone Education Center C.S.
Khepera C.S.
KIPP Academy C.S.
La Academia: The Partnership C.S.
Laboratory C.S.
Lehigh Valley Academy Regional C.S.
Lehigh Valley C.S. for the Performing Arts
Leadership Learning Partners C.S.
Lincoln C.S.
Manchester Academic C.S.
Mariana Bracetti Academy C.S.
Maritime Academy C.S.
Mastery Charter High School

Schedule of Employers (Continued)


MaST Community C.S.
Math, Civics & Sciences C.S.
Montessori Regional C.S.
Multi-Cultural Academy
New Foundations C.S.
Nittany Valley C.S.
Northside Urban Pathways C.S.
Northwest PA Collegiate Academy C.S.
Nueva Esperanza Academy C.S.
PA Distance Learning C.S.
PA Learners Online Regional Cyber C.S.
Pennsylvania Global Academy C.S.
Pennsylvania Virtual C.S.
People for People C.S.
Perseus House C.S. of Excellence
Philadelphia Academy C.S.
Philadelphia Community Academy of PA C.S.
Philadelphia Electrical & Technology Charter High School
Philadelphia Harambee Institute of Science and
Technology C.S.
Philadelphia Montessori C.S.
Philadelphia Performing Arts C.S.
Pocono Mountain C.S.
Preparatory Charter of Mathematics, Science, Technology
and Careers School
Propel C.S. - Homestead
Raising Horizons Quest C.S.
RAPAH - Edison C.S.
Renaissance C.S.
Renaissance Advantage C.S.
Renaissance Academy - Edison C.S.
Richard Allen Preparatory C.S.
Ridgeview Academy C.S.
Roberto Clemente C.S.
Ronald H. Brown C.S.
Russell Byers C.S.
School Lane C.S.
Souderton C.S. Collaborative
Spectrum C.S.
Sugar Valley C.S.
SUSQ-CYBER C.S.
Sylvan Heights Science C.S.
Tuscarora Blended Learning C.S.
Universal Institute C.S.
Urban League of Pittsburgh C.S.
Village C.S. of Chester-Upland
Wakisha C.S.
West Oak Lane C.S.
West Philadelphia Achievement Charter Elementary School
Western Pennsylvania Cyber C.S.
Wissahickon C.S.
Wonderland C.S.
World Communications C.S.
Young Scholars C.S.



PSERS

PO Box 125

Harrisburg PA 17108-0125



PRSRT STD

U.S. Postage Paid

Harrisburg PA

Permit No. 254