

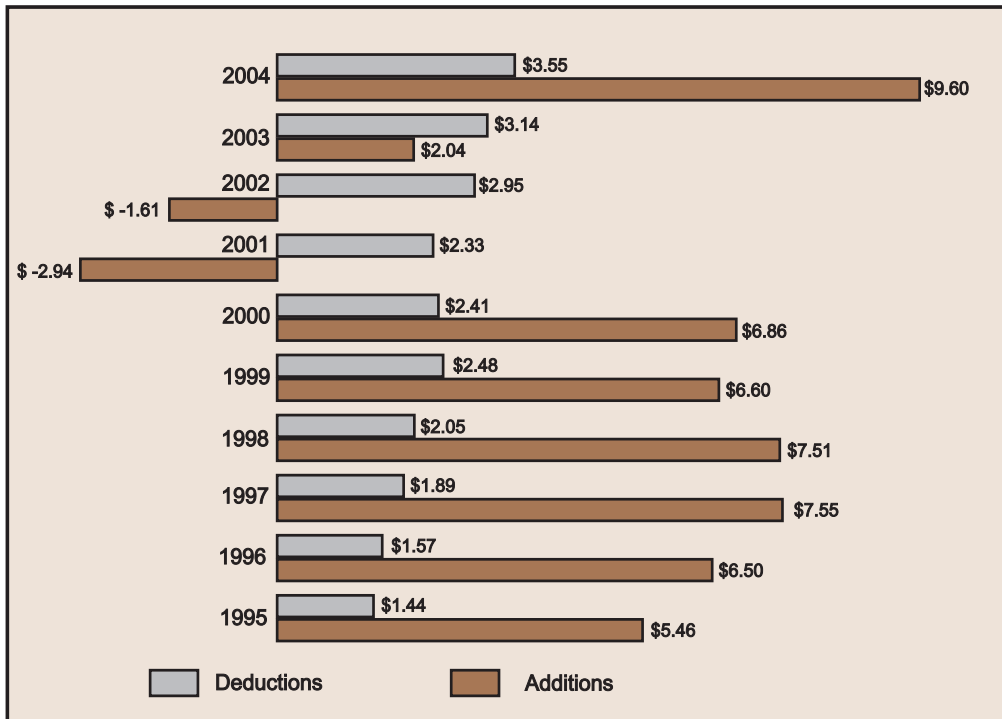
Public School Employees' Retirement System



Foster School, Allegheny County

Statistical Section

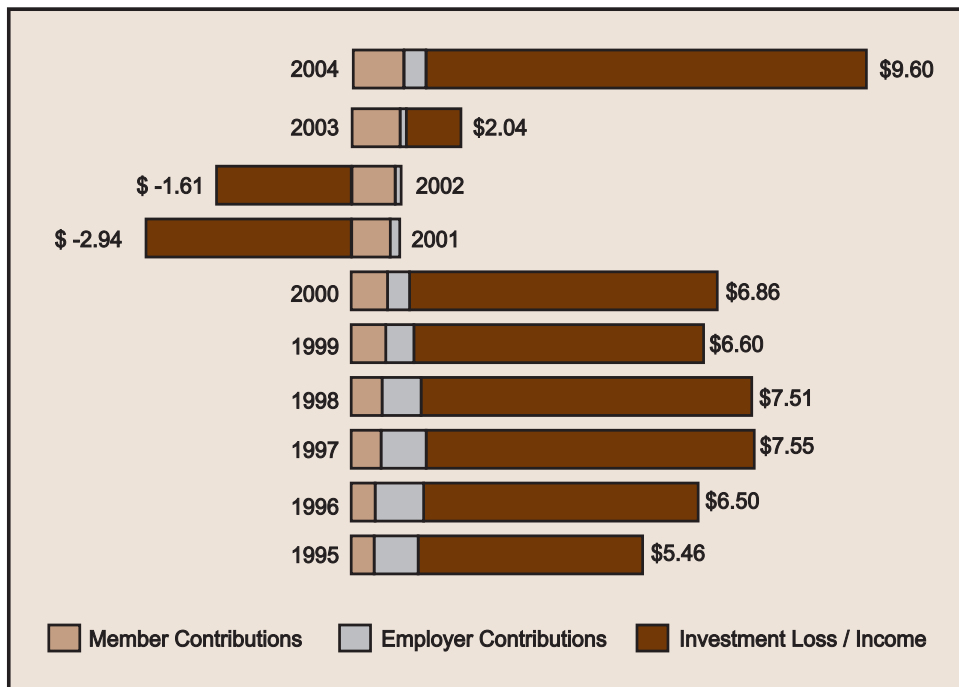
Changes in Plan Net Assets - 2004 Additions vs. Deductions - 10 Year Trend (Dollar Amounts in Billions)



Additions to Plan Net Assets 10 Year Trend

(Dollar Amounts in Thousands)

Fiscal Year	Members Contributions	Employers and Commonwealth Contributions		Net Investment Income / (Loss)	Total Additions
		Dollar Amount	Percentage of Covered Payroll		
2004	\$ 944,422	\$ 406,722	3.77 %	\$ 8,244,604	\$ 9,595,748
2003	897,307	116,456	1.15	1,022,467	2,036,230
2002	805,567	109,450	1.09	(2,523,025)	(1,608,008)
2001	721,725	185,716	1.94	(3,843,713)	(2,936,272)
2000	680,040	412,783	4.61	5,765,133	6,857,956
1999	646,507	526,960	6.04	5,428,659	6,602,126
1998	578,322	731,131	8.76	6,195,893	7,505,346
1997	559,070	844,599	10.60	6,147,462	7,551,131
1996	447,855	909,031	11.72	5,143,223	6,500,109
1995	428,584	825,446	11.06	4,205,763	5,459,793



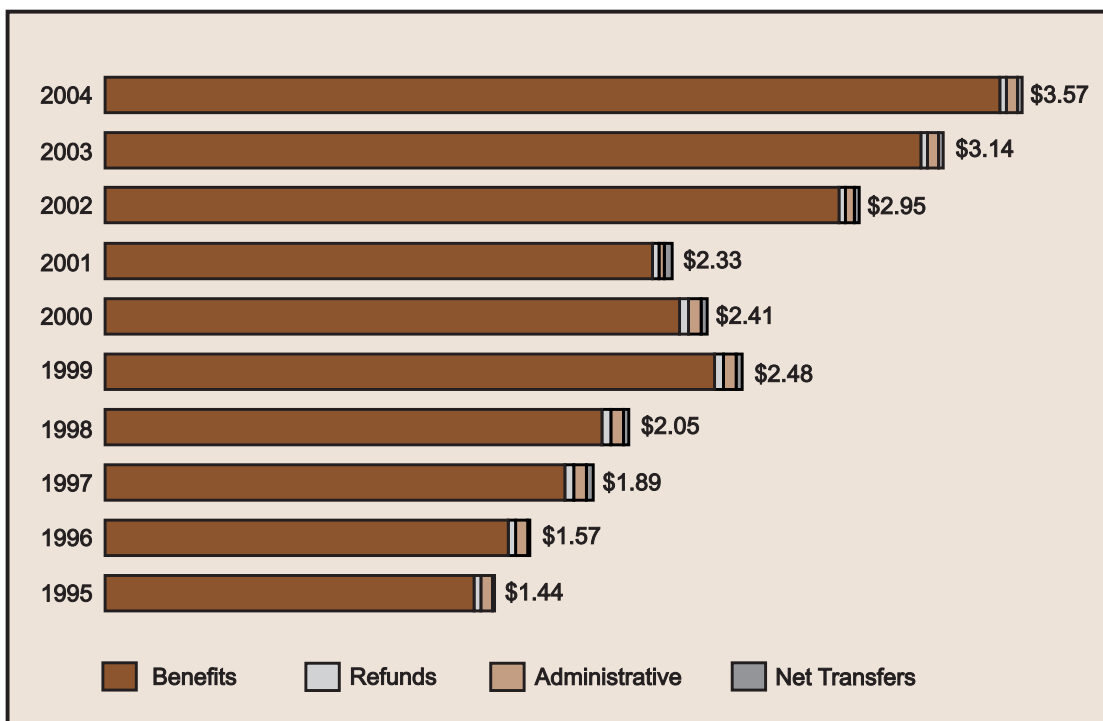
Deductions from Plan Net Assets 10 Year Trend

(Dollar Amounts in Thousands)

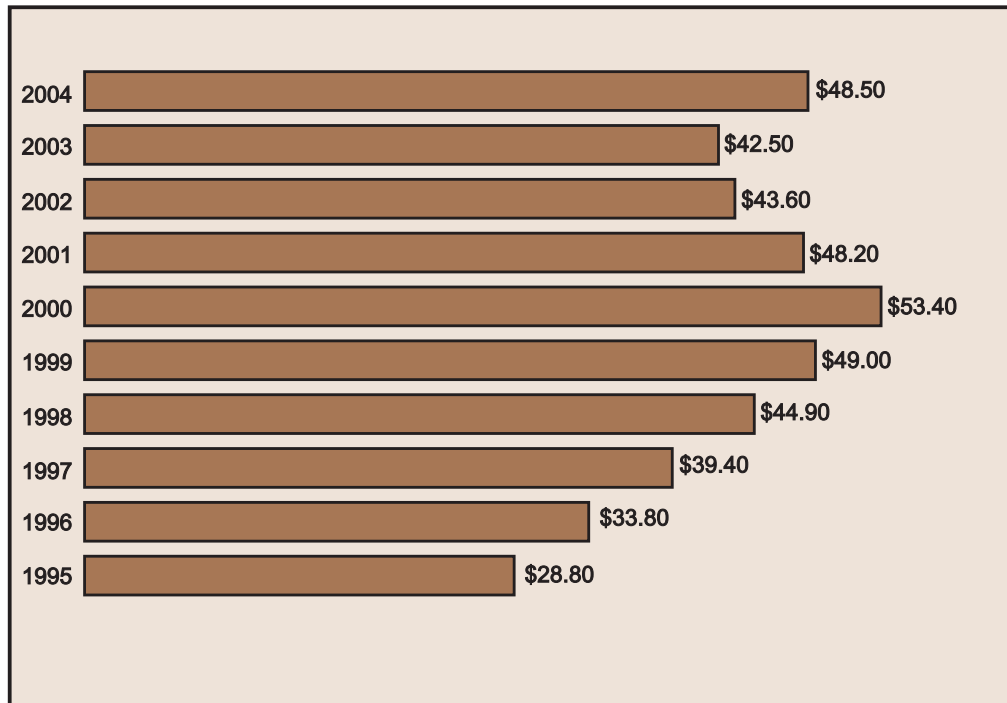
Fiscal Year	Benefits	Lump-Sum and Installment	Refunds	Administrative	Net Transfers*	Total Deductions
2004	\$ 2,906,344	\$ 559,939	\$ 14,767	\$ 49,202	\$ 16,315	\$ 3,546,567
2003	2,591,130	485,495	13,943	42,278	12,116	3,144,962
2002	2,293,687	595,184	14,858	35,373	9,434	2,948,536
2001	2,087,868	176,228	22,369	34,854	10,867	2,332,186
2000	2,048,792	306,329	22,446	29,333	4,710	2,411,610
1999	1,834,494	591,532	20,110	27,786	10,247	2,484,169
1998	1,611,137	376,575	20,503	29,947	7,094	2,045,256
1997	1,445,515	384,234	17,296	26,940	12,074	1,886,059
1996	1,274,235	258,298	14,124	22,643	1,630	1,570,930
1995	1,289,099	112,580	13,008	21,756	1,263	1,437,706

* Net transfers to the Commonwealth of Pennsylvania, State Employees' Retirement System.

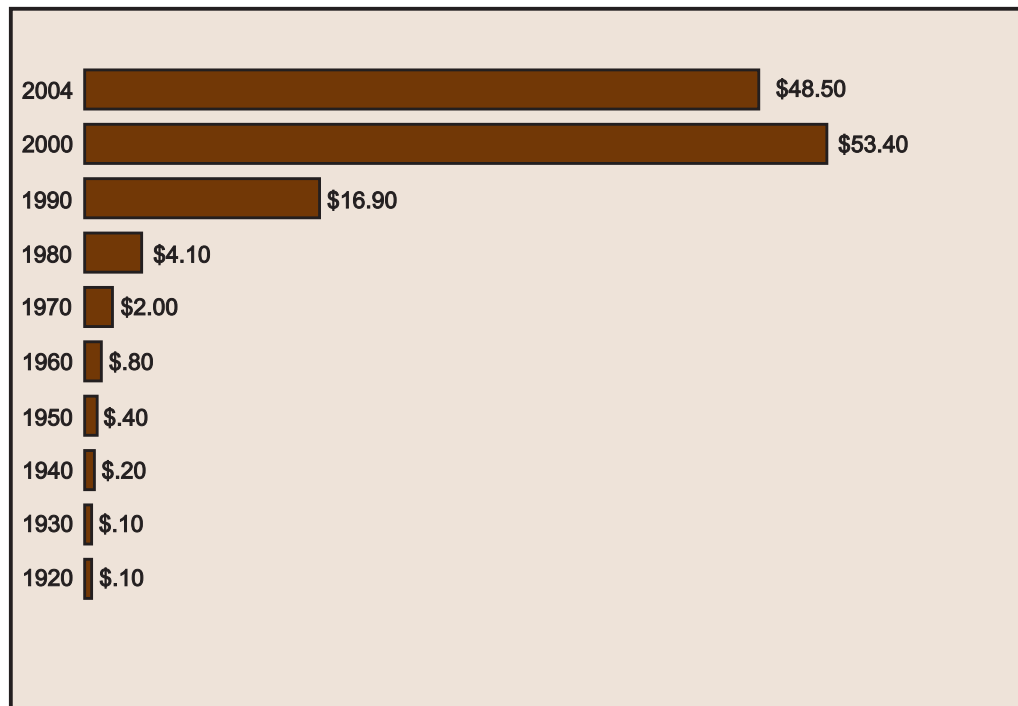
(Dollar Amounts in Billions)



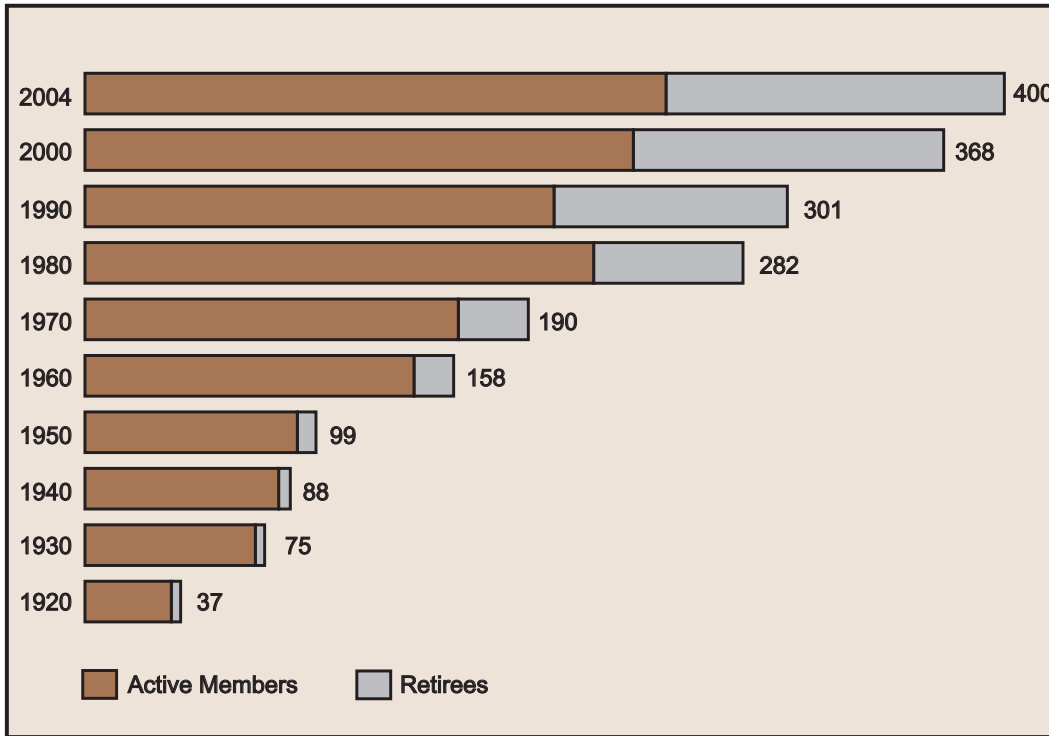
Total Net Assets 10 Year Trend (Fair Value - Amounts in Billions)



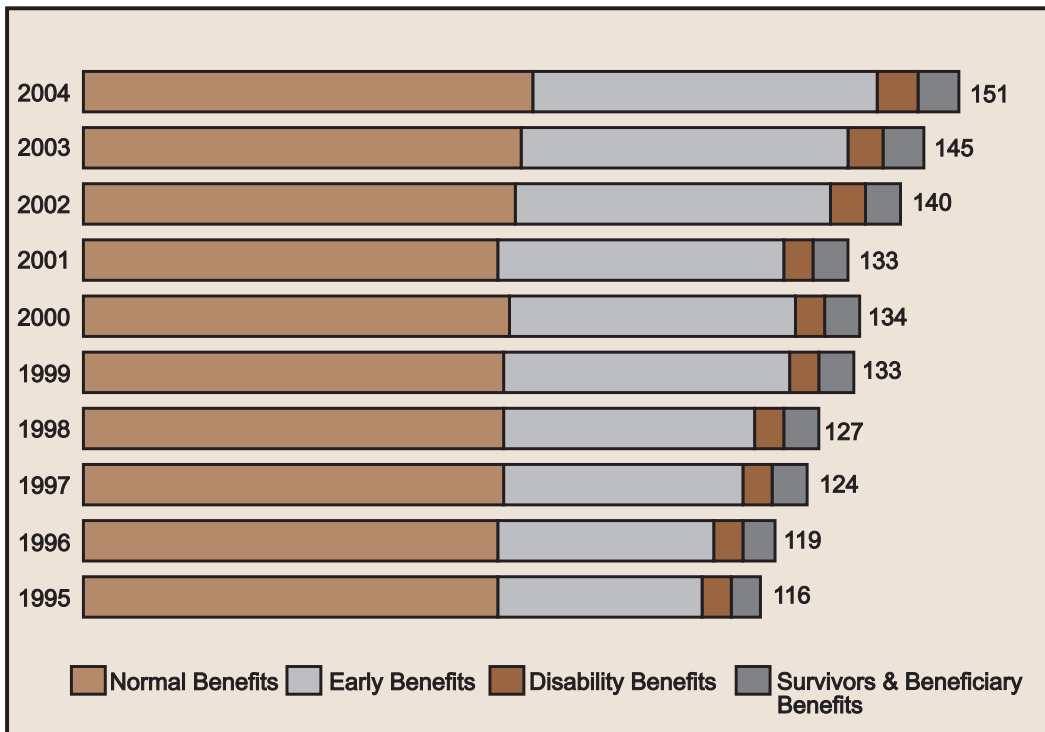
Total Net Assets - 1920 to June 30, 2004 (Fair Value - Amounts in Billions)



Total Membership - Active & Retired (In Thousands)



Retired Members - 10 Year Trend (In Thousands)



Components of Total Contribution Rate (In Percentages)

Fiscal Year	Normal Requirement (A)	Employer Contribution			Member Contribution (Average)	Total Contribution Rate
		(Funded) / Unfunded Accrued Liability (B)	Heath Insurance Premium Assistance Contribution (C)	Total Employer		
2004-2005	7.48	(7.10)	.23	4.23	7.12	11.35
2003-2004	7.25	(4.27)	.79	3.77	7.08	10.85
2002-2003	7.20	(10.03)	.97	1.15	7.10	8.25
2001-2002	5.63	(6.05)	1.09	1.09	5.80	6.89
2000-2001	6.29	(4.65)	.30	1.94	5.77	7.71
1999-2000	6.40	(2.04)	.25	4.61	5.72	10.33
1998-1999	6.33	(0.44)	.15	6.04	5.69	11.73
1997-1998	6.44	2.17	.15	8.76	5.65	14.41
1996-1997	6.44	3.56	.60	10.60	5.62	16.22
1995-1996	6.43	4.67	.62	11.72	5.59	17.31
1994-1995	6.43	4.18	.45	11.06	5.55	16.61
1993-1994	7.34	5.58	.25	13.17	5.51	18.68
1992-1993	7.90	5.84	.50	14.24	5.48	19.72
1991-1992	8.00	6.40	.50	14.90	5.46	20.36
1990-1991	8.28	10.90		19.18	5.69	24.87
1989-1990	8.44	11.24		19.68	5.53	25.21
1988-1989	8.63	10.64		19.27	5.37	24.64
1987-1988	8.72	10.82		19.54	5.34	24.88
1986-1987	9.13	10.77		19.90	5.29	25.19
1985-1986	9.16	10.88		20.04	5.27	25.31
1984-1985	8.35	10.95		19.31	5.25	24.56
1983-1984	8.75	8.31		17.06	5.25	22.31

The total contribution rate is the total of the employer and member rates actuarially required for the funding of PSERS' pension and postemployment health insurance premium assistance benefits.

The total employer rate is comprised of a normal requirement, an accrued liability requirement and a postemployment healthcare insurance premium assistance requirement.

- (A) The normal requirement portion is the percentage of compensation necessary to fund any prospective pension benefits payable to the member.
- (B) The total funded / unfunded accrued liability portion is the percentage of compensation necessary to fund past pension benefit enhancements, cost-of-living adjustments and other actuarial gains and losses.
- (C) The postemployment healthcare insurance premium assistance portion is the percentage of compensation necessary to fund the postemployment health insurance premium assistance program established under the provisions of Act 23 - 1991.

Schedule of Retired Members by Type of Benefit

Year	Retirement Type**	Option M*		Option 1*		Option 2, 3*	
		Number of Retirees	Average Mo. Benefit	Number of Retirees	Average Mo. Benefit	Number of Retirees	Average Mo. Benefit
2004	S	49,424	\$1,648	9,706	\$1,312	17,321	\$1,842
	W	40,944	1,556	8,582	1,073	9,551	1,669
	D	5,327	1,154	9	656	1,304	1,508
	R	1	5	0	0	0	0
	B	324	899	2	1,072	6,502	648
		96,020		18,299		34,678	
2003	S	49,231	\$1,560	8,999	\$1,186	16,408	\$1,725
	W	39,707	1,494	7,541	964	8,696	1,569
	D	5,170	1,105	9	656	1,156	1,459
	R	1	5	0	0	0	0
	B	258	881	11	542	6,348	614
		94,367		16,560		32,608	
2002	S	49,368	\$1,431	8,422	\$1,064	15,695	\$1,572
	W	38,679	1,389	6,696	820	7,948	1,415
	D	5,049	1,017	11	700	1,015	1,305
	R	1	5	0	0	0	0
	B	232	814	11	557	6,206	586
		93,329		15,140		30,864	
2001	S	47,982	\$1,241	7,681	\$857	14,453	\$1,334
	W	36,628	1,287	5,656	653	7,051	1,275
	D	4,864	909	13	567	895	1,167
	R	1	4	0	0	0	0
	B	175	790	7	426	6,029	562
		89,650		13,357		28,428	
2000	S	49,367	\$1,225	7,923	\$860	14,768	\$1,326
	W	36,620	1,288	5,623	660	7,063	1,281
	D	4,740	886	14	545	847	1,141
	R	1	4	0	0	0	0
	B	144	762	3	435	5,879	544
		90,872		13,563		28,557	
1999	S	49,255	\$1,183	8,046	\$ 855	14,641	\$1,309
	W	36,002	1,281	5,514	670	6,958	1,278
	D	4,587	854	14	545	782	1,105
	R	1	4	0	0	0	0
	B	120	754	1	1,160	5,655	519
		89,965		13,575		28,036	
1998	S	49,081	\$1,151	8,134	\$ 858	14,558	\$1,293
	W	31,568	1,131	5,253	636	6,300	1,209
	D	4,439	828	15	541	724	1,074
	R	1	4	0	0	0	0
	B	84	792	1	1,160	5,421	493
		85,173		13,403		27,003	
1997	S	48,869	\$1,011	8,185	\$ 773	14,406	\$1,162
	W	29,931	1,025	5,115	585	6,050	1,106
	D	4,334	733	16	439	694	974
	R	1	4	0	0	0	0
	B	54	766	1	1,160	5,275	475
		83,189		13,317		26,425	
1996	S	48,592	\$977	8,210	\$769	14,198	\$1,135
	W	26,443	871	4,880	552	5,386	1,001
	D	4,198	702	18	465	628	907
	R	1	4	0	0	0	0
	B	34	812	0	0	5,040	455
		79,268		13,108		25,252	
1995	S	48,589	\$952	8,256	\$767	14,028	\$1,116
	W	24,805	800	4,712	536	5,060	949
	D	4,044	676	21	454	605	866
	R	2	6	0	0	0	0
	B	21	751	0	0	4,813	436
		77,461		12,989		24,506	

*** OPTIONS:**

- M - Maximum Option - Highest monthly allowance with guarantee of accumulated deductions only
- 1 - Option 1 - Maximum allowance reduced for Death Benefit protection
- 2, 3 - Option 2 & 3 - Joint and survivor annuities
- SO - Special Option - Plan approved by actuary
- BO - Beneficiary options - Life, 5 and 10 year certain annuity plans

Schedule of Retired Members by Type of Benefit (Continued)

Year	Retirement Type**	Option SO*		Option BO*		Total Retirees	% Increase of Retirees
		Number of Retirees	Average Mo. Benefit	Number of Retirees	Average Mo. Benefit		
2004	S	675	\$3,135	0	\$ 0	77,126	2.5%
	W	313	2,622	0	0	59,390	5.7%
	D	7	1,482	0	0	6,647	4.9%
	R	0	0	0	0	1	0.0%
	B	144	694	514	622	7,486	3.2%
		1,139		514		150,650	3.9%
2003	S	613	\$2,984	0	\$ 0	75,261	1.6%
	W	266	2,494	1	336	56,210	5.0%
	D	3	2,211	0	0	6,338	4.3%
	R	0	0	0	0	1	0.0%
	B	146	637	489	517	7,252	2.6%
		1,028		490		145,062	6.0%
2002	S	562	\$2,727	0	\$ 0	74,047	4.9%
	W	235	2,312	0	0	53,558	8.1%
	D	3	2,099	0	0	6,078	5.3%
	R	0	0	0	0	1	0.0%
	B	148	559	475	553	7,072	3.5%
		948		475		140,756	6.0%
2001	S	473	\$2,412	0	\$ 0	70,589	-2.7%
	W	202	2,186	1	336	49,538	0.1%
	D	2	2,151	0	0	5,774	3.1%
	R	0	0	0	0	1	0.0%
	B	149	513	476	517	6,836	2.6%
		826		477		132,738	-1.2%
2000	S	480	\$2,389	0	\$ 0	72,538	0.2%
	W	207	2,180	1	336	49,514	1.7%
	D	2	2,151	0	0	5,603	4.1%
	R	0	0	0	0	1	0.0%
	B	146	481	488	500	6,660	3.8%
		835		489		134,316	1.1%
1999	S	444	\$2,379	0	\$ 0	72,386	0.3%
	W	207	2,167	0	0	48,681	12.5%
	D	1	1,109	0	0	5,384	4.0%
	R	0	0	0	0	1	0.0%
	B	142	427	496	475	6,414	4.5%
		794		496		132,866	4.8%
1998	S	433	\$2,365	0	\$ 0	72,206	0.5%
	W	163	2,063	0	0	43,284	4.9%
	D	0	0	0	0	5,178	2.7%
	R	0	0	0	0	1	0.0%
	B	146	392	487	426	6,139	2.7%
		742		487		126,808	2.2%
1997	S	392	\$2,125	0	\$ 0	71,852	0.7%
	W	149	1,979	0	0	41,245	12.1%
	D	0	0	0	0	5,044	4.1%
	R	0	0	0	0	1	0.0%
	B	153	329	495	419	5,978	4.7%
		694		495		124,120	4.6%
1996	S	356	\$2,046	0	\$ 0	71,356	0.2%
	W	102	1,851	0	0	36,811	6.2%
	D	0	0	0	0	4,844	3.7%
	R	0	0	0	0	1	-50.0%
	B	149	302	485	400	5,708	4.9%
		607		485		118,720	2.4%
1995	S	353	\$2,006	0	\$ 0	71,226	-1.2%
	W	78	1,754	0	0	34,655	4.1%
	D	0	0	0	0	4,670	3.7%
	R	0	0	0	0	2	0.0%
	B	146	250	464	375	5,444	4.7%
		577		464		115,997	0.8%

** RETIREMENT TYPE:
 S - Superannuation or Normal Retirement
 W - Withdrawal or Early Retirement
 D - Disability Benefit
 R - Refund Annuity
 B - Beneficiaries Receiving Annuities

Schedule of Employers School Districts

A

Abington
 Abington Heights
 Albert Gallatin
 Aliquippa
 Allegheny-Clarion Valley
 Allegheny Valley
 Allentown City
 Altoona Area
 Ambridge Area
 Annville-Cleona
 Antietam
 Apollo-Ridge
 Armstrong
 Athens Area
 Austin Area
 Avella Area
 Avon Grove
 Avonworth

B

Bald Eagle Area
 Baldwin-Whitehall
 Bangor Area
 Beaver Area
 Bedford Area
 Belle Vernon Area
 Bellefonte Area
 Bellwood-Antis
 Bensalem Township
 Benton Area
 Bentworth
 Berlin Brothers Valley
 Bermudian Springs
 Berwick Area
 Bethel Park
 Bethlehem Area
 Bethlehem-Center
 Big Beaver Falls Area
 Big Spring
 Blackhawk
 Blacklick Valley
 Blairsville-Saltsburg
 Bloomsburg Area
 Blue Mountain
 Blue Ridge
 Boyertown Area
 Bradford Area
 Brandywine Heights Area
 Brentwood Boro
 Bristol Boro
 Bristol Township
 Brockway Area
 Brookville Area
 Brownsville Area
 Burgettstown Area

Burrell
 Butler Area

C

California Area
 Cambria Heights
 Cameron County
 Camp Hill
 Cannon-McMillan
 Canton Area
 Carbondale Area
 Carlisle Area
 Carlynton
 Carmichaels Area
 Catasaqua
 Centennial
 Center Area
 Central Bucks
 Central Cambria
 Central Columbia
 Central Dauphin
 Central Fulton
 Central Greene
 Central York
 Chambersburg Area
 Charleroi Area
 Chartiers-Houston
 Chartiers Valley
 Cheltenham Township
 Chester-Upland
 Chestnut Ridge
 Chichester
 Clairton
 Clarion Area
 Clarion-Limestone Area
 Claysburg-Kimmel
 Clearfield Area
 Coatesville Area
 Cocalico
 Colonial
 Columbia Boro
 Commodore Perry
 Conemaugh Township Area
 Conemaugh Valley
 Conestoga Valley
 Conewago Valley
 Conneaut
 Connellsville Area
 Conrad Weiser Area
 Cornell
 Cornwall-Lebanon
 Corry Area
 Coudersport Area
 Council Rock
 Cranberry Area
 Crawford Central
 Crestwood
 Cumberland Valley

Curwensville Area

D

Dallas
 Dallastown Area
 Daniel Boone Area
 Danville Area
 Deer Lakes
 Delaware Valley
 Derry Area
 Derry Township
 Donegal
 Dover Area
 Downingtown Area
 DuBois Area
 Dunmore
 Duquesne City

E

East Allegheny
 East Lycoming
 East Penn
 East Pennsboro Area
 East Stroudsburg
 Eastern Lancaster County
 Eastern Lebanon County
 Eastern York
 Easton Area
 Elizabeth Forward
 Elizabethtown Area
 Elk Lake
 Ellwood City Area
 Ephrata Area
 Erie City
 Everett Area
 Exeter Township

F

Fairfield Area
 Fairview
 Fannett-Metal
 Farrell Area
 Ferndale Area
 Fleetwood Area
 Forbes Road
 Forest Area
 Forest City Regional
 Forest Hills
 Fort Cherry
 Fort Le Boeuf
 Fox Chapel Area
 Franklin Area
 Franklin Regional
 Frazier
 Freedom Area
 Freeport Area

Schedule of Employers (Continued)

G

Galeton Area
 Garnet Valley
 Gateway
 General McLane
 Gettysburg Area
 Girard
 Glendale
 Governor Mifflin
 Great Valley
 Greater Johnstown
 Greater Latrobe
 Greater Nanticoke Area
 Greencastle-Antrim
 Greensburg Salem
 Greenville Area
 Greenwood
 Grove City Area

H

Halifax Area
 Hamburg Area
 Hampton Township
 Hanover Area
 Hanover Public
 Harbor Creek
 Harmony
 Harrisburg City
 Hatboro-Horsham
 Haverford Township
 Hazleton Area
 Hempfield
 Hempfield Area
 Hermitage
 Highlands
 Hollidaysburg Area
 Homer Center
 Hopewell Area
 Huntingdon Area

I

Indiana Area
 Interboro
 Iroquois

J

Jamestown Area
 Jeannette City
 Jefferson-Morgan
 Jenkintown
 Jersey Shore Area
 Jim Thorpe Area
 Johnsonburg Area
 Juniata County
 Juniata Valley

K

Kane Area
 Karns City Area
 Kennett Consolidated
 Keystone
 Keystone Central
 Keystone Oaks
 Kiski Area
 Kutztown Area

L

Lackawanna Trail
 Lake Lehman
 Lakeland
 Lakeview
 Lampeter-Strasburg
 Lancaster City
 Laurel
 Laurel Highlands
 Lebanon
 Leechburg Area
 Lehigh Area
 Lewisburg Area
 Ligonier Valley
 Line Mountain
 Littlestown
 Lower Dauphin
 Lower Merion
 Lower Moreland
 Loyalsock Township

M

Mahanoy Area
 Manheim Central
 Manheim Township
 Marion Center Area
 Marple Newtown
 Mars Area
 McGuffey
 McKeesport Area
 Mechanicsburg Area
 Mercer Area
 Methacton
 Meyersdale Area
 Mid Valley
 Middle-West
 Middletown Area
 Midland Boro
 Mifflin County
 Mifflinburg Area
 Millcreek Township
 Millersburg Area
 Millville Area
 Milton Area
 Minersville Area
 Mohawk Area
 Monaca

Monessen
 Moniteau
 Montgomery Area
 Montour
 Montoursville Area
 Montrose Area
 Moon Area
 Morrisville Boro
 Moshannon Valley
 Mount Carmel Area
 Mount Lebanon
 Mount Pleasant Area
 Mount Union Area
 Mountain View
 Muhlenberg
 Muncy

N

Nazareth Area
 Neshaminy
 Neshannock Township
 New Brighton Area
 New Castle Area
 New Hope-Solebury
 New Kensington-Arnold
 Newport
 Norristown Area
 North Allegheny
 North Clarion County
 North East
 North Hills
 North Penn
 North Pocono
 North Schuylkill
 North Star
 Northampton Area
 Northeast Bradford
 Northeastern York County
 Northern Bedford County
 Northern Cambria
 Northern Lebanon
 Northern Lehigh
 Northern Potter
 Northern Tioga
 Northern York County
 Northgate
 Northwest Area
 Northwestern
 Northwestern Lehigh
 Norwin

O

Octorara Area
 Oil City Area
 Old Forge
 Oley Valley

Schedule of Employers (Continued)

Oswayo Valley
 Otto Eldred
 Owen J. Roberts
 Oxford Area

Ringgold
 Riverside
 Riverside Beaver County
 Riverview
 Rochester Area
 Rockwood Area
 Rose Tree Media

Steel Valley
 Steelton-Highspire
 Sto-Rox
 Stroudsburg Area
 Sullivan County
 Susquehanna Community
 Susquehanna Township
 Susquenita

P

Palisades
 Palmerton Area
 Palmyra Area
 Panther Valley
 Parkland
 Pen Argyl Area
 Penn Cambria
 Penn Crest
 Penn Delco
 Penn Hills
 Penn Manor
 Penn Trafford
 Pennridge
 Penns Manor
 Penns Valley Area
 Pennsbury
 Pequea Valley
 Perkiomen Valley
 Peters Township
 Philadelphia
 Philipsburg-Osceola
 Phoenixville Area
 Pine Grove Area
 Pine-Richland
 Pittsburgh
 Pittston Area
 Pleasant Valley
 Plum Boro
 Pocono Mountain
 Port Allegany
 Portage Area
 Pottsgrove
 Pottstown
 Pottsville Area
 Punxsutawney Area
 Purchase Line

S

Saint Clair Area
 Saint Marys Area
 Salisbury-Elk Lick
 Salisbury Township
 Saucon Valley
 Sayre Area
 Schuylkill Haven Area
 Schuylkill Valley
 Scranton City
 Selinsgrove Area
 Seneca Valley
 Shade-Central City
 Shaler Area
 Shamokin Area
 Shanksville-Stonycreek
 Sharon City
 Sharpsville Area
 Shenandoah Valley
 Shenango Area
 Shikellamy
 Shippensburg Area
 Slippery Rock Area
 Smethport Area
 Solanco
 Somerset Area
 Souderton Area
 South Allegheny
 South Butler County
 South Eastern
 South Fayette Township
 South Middleton
 South Park
 South Side Area
 South Western
 South Williamsport Area
 Southeast Delco
 Southeastern Greene
 Southern Columbia Area
 Southern Fulton
 Southern Huntingdon
 Southern Lehigh
 Southern Tioga
 Southern York County
 Southmoreland
 Spring Cove
 Spring-Ford Area
 Spring Grove Area
 Springfield
 Springfield Township
 State College Area

T

Tamaqua Area
 Titusville Area
 Towanda Area
 Tredyffrin-Easttown
 Tri-Valley
 Trinity Area
 Troy Area
 Tulpehocken Area
 Tunkhannock Area
 Turkeyfoot Valley
 Tuscarora
 Tussey Mountain
 Twin Valley
 Tyrone Area

U

Union
 Union Area
 Union City Area
 Uniontown Area
 Unionville-Chadds Ford
 United
 Upper Adams
 Upper Darby
 Upper Dauphin Area
 Upper Dublin
 Upper Merion Area
 Upper Moreland
 Upper Perkiomen
 Upper Saint Clair

Q

Quaker Valley
 Quakertown Community

R

Radnor Township
 Reading
 Red Lion Area
 Redbank Valley
 Reynolds
 Richland
 Ridgway Area
 Ridley

V

Valley Grove
 Valley View

W

Wallenpaupack Area
 Wallingford Swarthmore
 Warren County
 Warrior Run
 Warwick
 Washington
 Wattsburg Area
 Wayne Highlands

Schedule of Employers (Continued)

Waynesboro Area	Western Beaver County	Windber Area
Weatherly Area	Western Wayne	Wissahickon
Wellsboro Area	Westmont Hilltop	Woodland Hills
West Allegheny	Whitehall-Coply	Wyalusing Area
West Branch Area	Wilkes-Barre Area	Wyoming Area
West Chester Area	Wilkinsburg	Wyoming Valley West
West Greene	William Penn	Wyomissing Area
West Jefferson Hills	Williams Valley	
West Middlesex Area	Williamsburg Community	
West Mifflin Area	Williamsport Area	
West Perry	Wilmington Area	
West Shore	Wilson	
West York Area	Wilson Area	

Y

York
York Suburban
Yough

Area Vocational Technical Schools

Admiral Peary AVTS	Erie County Technical School	Mon Valley CTC
Beaver County AVTS	Fayette County AVTS	Monroe County AVTS
Bedford County Technical Center	Forbes Road Career and Technology Center	Northern Tier Career Center
Berks Career and Technical Center	Franklin County CTC	North Fayette County AVTS
Bethlehem AVTS	Fulton County AVTS	North Montco Technical Career Center
Bucks County AVTS	Greater Altoona CTC	North Westmoreland County AVTS
Butler County AVTS	Greater Johnstown AVTS	Northumberland County AVTS
Carbon County AVTS	Greene County AVTS	Parkway West AVTS
Career Institute of Technology	Huntingdon County CTC	Reading-Muhlenberg AVTS
Central Montgomery County CTS	Indiana County Technology Center	Schuylkill County AVTS
Central Westmoreland CTC	Jefferson County-DuBois AVTS	Somerset County Technology Center
Central PA Institute for Science and Technology	Juniata - Mifflin County AVTS	Steel Center AVTS
Clarion County Career Center	Lancaster County CTC	SUN Area CTC
Clearfield County CTC	Lawrence County AVTS	Susquehanna County CTC
Columbia-Montour AVTS	Lebanon County AVTS	Upper Bucks County AVTS
Crawford County AVTS	Lehigh Career and Technical Institute	Venango Technology Center
CTC of Lackawanna County	LENAPE AVTS	West Side AVTS
Cumberland-Perry AVTS	Lycoming County Career Consortium	Western Area CTC
Dauphin County Technical School	Mercer County AVTS	Western Center for Technical Studies
Delaware County AVTS	Middle Bucks Institute of Technology	Wilkes-Barre AVTS
Eastern Center for Arts and Technology		York County AVTS
Eastern Westmoreland CTC		

Intermediate Units

Allegheny #3	Chester County #24	Pittsburgh Mt. Oliver #2
Appalachia #8	Colonial Northampton #20	Riverview #6
Arin #28	Delaware County #25	Schuylkill #29
Beaver Valley #27	Intermediate Unit #1	Seneca Highlands #9
Berks County #14	Lancaster Lebanon #13	Tuscarora #11
Blast #17	Lincoln #12	Westmoreland #7
Bucks County #22	Luzerne #18	
Capital Area #15	Midwestern #4	
Carbon Lehigh #21	Montgomery County #23	
Central #10	Northeastern Education #19	
Central Susquehanna #16	Northwest Tri County #5	

Schedule of Employers (Continued)

Colleges / Universities

Bloomsburg University
Bucks County Community College
Butler County Community College
California University
Cheyney University
Clarion University
Community College of Allegheny County
Community College of Beaver County
Community College of Delaware County
Community College of Philadelphia
East Stroudsburg University
Edinboro University
Harrisburg Area Community College
Indiana University
Kutztown University

Lehigh Carbon Community College
Lock Haven University
Luzerne County Community College
Mansfield University
Millersville University
Montgomery County Community College
Northampton County Area Community College
Pennsylvania College of Technology
Pennsylvania State University
Reading Area Community College
Shippensburg University
Slippery Rock University
University of Pittsburgh
West Chester University
Westmoreland County Community College

Other

Berks County Earned Income Tax Bureau
Department of Corrections - Commonwealth of Pennsylvania
Department of Education - Commonwealth of Pennsylvania
Education Resource
Lancaster County Academy
Northern Area Special Purpose School
Overbrook School for the Blind

Pennsylvania School Boards Association
Pennsylvania School for the Deaf
Scotland School for Veterans Children
Scranton School for the Deaf
Thaddeus Stevens School of Technology
Washington County Alternative School
Western Pennsylvania School for the Blind
Western Pennsylvania School for the Deaf
York County High

Charter Schools (C.S.)

21st Century Cyber C.S.
Alliance for Progress C.S.
Architecture & Design C.S.
Avon Grove C.S.
Belmont C.S.
Bucks County Montessori C.S.
Career Connections C.S.
Center for Economics and Law C.S.
Center for Student Learning C.S. at Pennsbury
Central PA Digital Learning Foundation C.S.
Centre Learning Community C.S.
Chester C.S.
Chester County Family Academy C.S.
Christopher Columbus C.S.
City Charter High School
Collegium C.S.
Commonwealth Connections Academy C.S.
Crispus Attucks Youthbuild C.S.
Delaware Valley C.S.
Discovery C. S.
Erin Dudley Forbes C.S.
Eugenio Maria de Hostos Community Bilingual C.S.
Family C.S.
Fell C.S.
First Philadelphia C.S. for Literacy

Franklin Towne C.S.
Freire C.S.
GECAC Community C.S.
Germantown Settlement C.S.
Graystone Academy C.S.
Green Woods C.S.
Hope C.S.
Imani Education Circle C.S.
IMHOTEP Institute C.S.
Independence C.S.
Infinity C.S.
Keystone Education Center C.S.
KIPP Academy C.S.
La Academia: The Partnership C.S.
Laboratory C.S.
Lehigh Valley Academy Regional C.S.
Lehigh Valley C.S. for the Performing Arts
Leadership Learning PartnersC.S.
Lincoln C.S.
Manchester Academic C.S.
Mariana Bracetti Academy C.S.
Maritime Academy C.S.
Mastery Charter High School
MaST Community C.S.
Math, Civics & Sciences C.S.

Schedule of Employers (Continued)

Multi-Cultural Academy
New Foundations C.S.
Nittany Valley C.S.
Northside Urban Pathways C.S.
Northwest PA Collegiate Academy C.S.
Nueva Esperanza Academy C.S.
PA Learners Online Regional Cyber C.S.
Pennsylvania Global Academy C.S.
Pennsylvania Virtual C.S.
People for People C.S.
Philadelphia Academy C.S.
Philadelphia Community Academy of PA C.S.
Philadelphia Electrical & Technology Charter High School
Philadelphia Harambee Institute of Science and
Technology C.S.
Philadelphia Performing Arts C.S.
Preparatory Charter of Mathematics, Science, Technology
and Careers School
Propel C.S. - Homestead
Raising Horizons Quest C.S.
RAPAH - Edison C.S.
Renaissance C.S.
Renaissance Academy - Edison C.S.
Richard Allen Preparatory C.S.
Ridgeview Academy C.S.
Roberto Clemente C.S.
Ronald H. Brown C.S.
Russell Byers C.S.
School Lane C.S.
Souderton C.S. Collaborative
Spectrum C.S.
Sugar Valley C.S.
SUSQ-CYBER C.S.
Sylvan Heights Science C.S.
Tuscarora Blended Learning C.S.
Universal Institute C.S.
Urban League of Pittsburgh C.S.
Village C.S. of Chester-Upland
Wakisha C.S.
West Oak Lane C.S.
West Philadelphia Achievement Charter Elementary School
Western Pennsylvania Cyber C.S.
Wissahickon C.S.
Wonderland C.S.
World Communications C.S.
Young Scholars C.S.

Photo Credits

The photographs on the cover and divider pages were supplied by the Pennsylvania State Archives via their website www.arch.state.pa.us.



**Public School Employees' Retirement System
5 North 5th Street
PO Box 125
Harrisburg PA 17108-0125**

**PRSRRT STD
U.S. Postage Paid
Harrisburg PA
Permit No. 254**